



MR10-14E

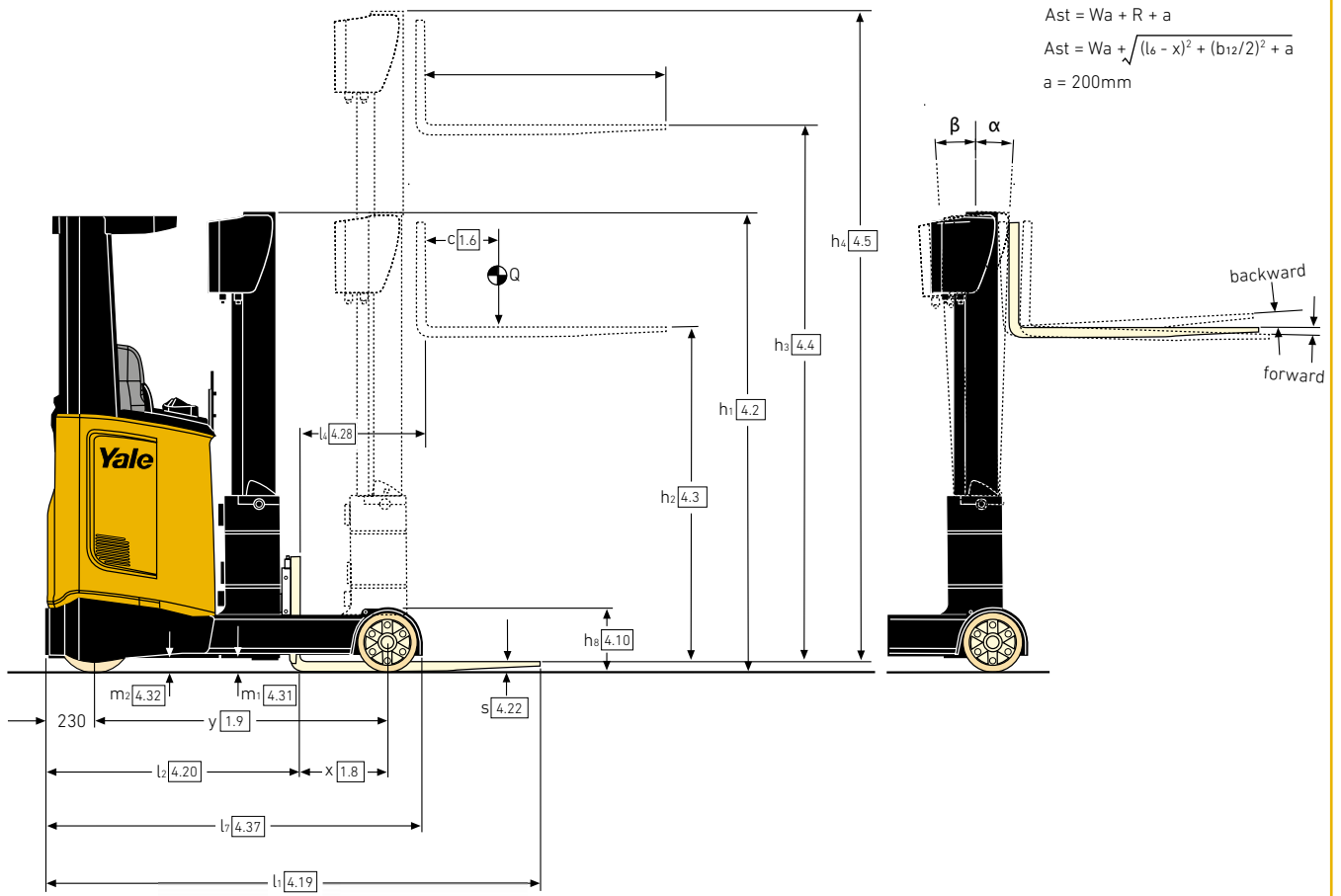
SPEC SHEET

1,000 - 1,400 kg

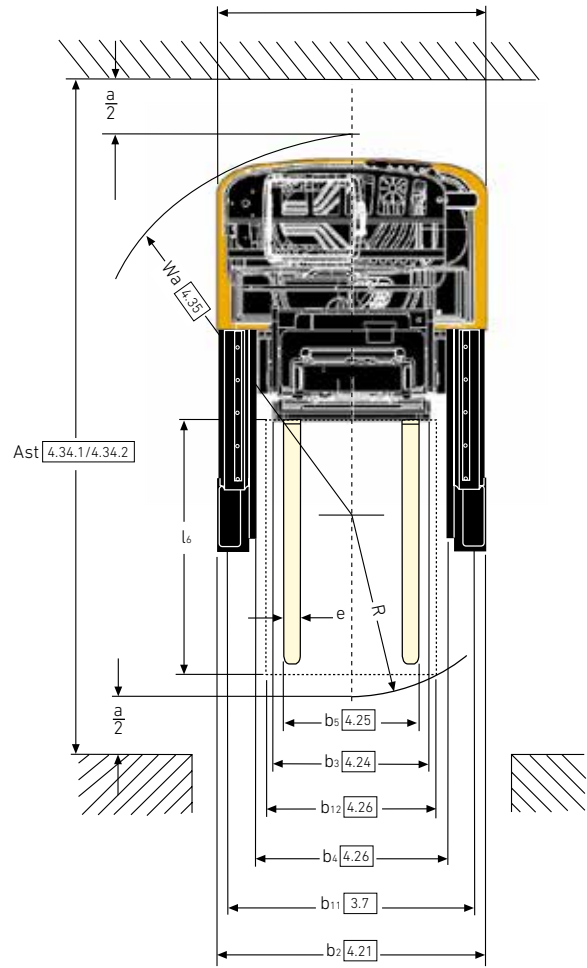
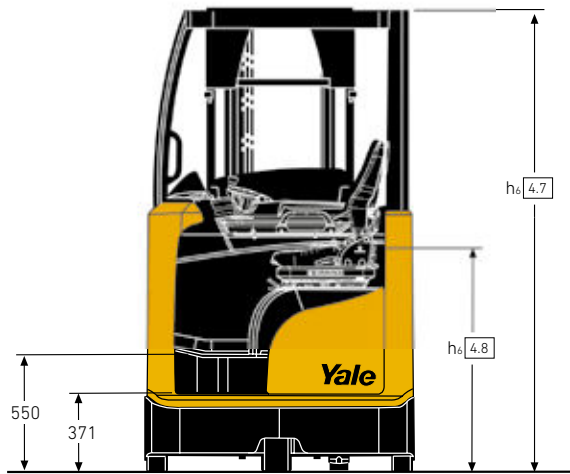
MRE Series

Tilting Mast
Reach Truck

TRUCK DIMENSIONS – MRE SERIES



TRUCK DIMENSIONS – MRE SERIES



VDI 2198 – GENERAL SPECIFICATIONS – MRE SERIES

			Yale			
			MR10E	MR12E	MR14E	
GENERAL	1.1	Manufacturer				
	1.2	Model designation				
	1.3	Drive	Electric (battery)			
	1.4	Operator type	Seated			
	1.5	Rated capacity/Rated load	1.0	1.2	1.4	
	1.6	Load centre distance	c (mm) 600			
	1.8	Load distance, centre of drive axle to fork	x (mm) 181		371	
	1.9	Wheelbase	y (mm) 1300			
	WEIGHT	2.1	Service weight	kg 2845		2948
2.3		Axle loading, unladen front/rear ⁽¹⁾	kg 1622 / 1223		1851 / 1097	
2.4		Axle loading fork advanced, laden front/rear	kg 810 / 3035	695 / 3350	694 / 3654	
2.5		Axle loading fork retracted, laden front/rear	kg 1288 / 2557	1222 / 2823	1605 / 2743	
TYRES		3.1	Tyres	NDIIThane		
	3.2	Tyre size, front	ø (mm x mm) 343 x 140			
	3.3	Tyre size, rear	ø (mm x mm) 220 x 85		285 x 100	
	3.5	Wheels, number front/rear (x = driven wheels)	1 x /2			
	3.7	Tread, rear	b ₁₁ (mm) 990		1155	
	DIMENSIONS	4.1	Tilt of mast/fork carriage forward/backward	α / β (°) 1 / 3		
		4.2	Height of mast, lowered	h ₁ (mm) 2191		
4.3		Free lift	h ₂ (mm) 1706			
4.4		Lift	h ₃ (mm) 5000			
4.5		Height, mast extended ⁽²⁾	h ₄ (mm) 5560			
4.7		Height of overhead guard (cabin) ⁽³⁾	h ₆ (mm) 2175			
4.8		Seat height relating to SIP	h ₇ (mm) 1082			
4.10		Height of wheel arms	h ₈ (mm) 235	308		
4.19		Overall length	l ₁ (mm) 2500			
4.20		Length to face of forks	l ₂ (mm) 1350			
4.21		Overall width ⁽⁴⁾	b ₁ /b ₂ (mm) 1125		1265	
4.22		Fork dimensions DIN ISO 2331	s/e/l (mm) 40 / 80 / 1150			
4.23		Fork carriage ISO 2328, class/type A, B	2A			
4.24		Fork-carriage width	b ₃ (mm) 700			
4.25		Distance between fork-arms min./max. ⁽⁵⁾	b ₅ (mm) 220 / 640			
4.26		Distance between wheel arms/loading surfaces	b ₄ (mm) 900			
4.28		Reach distance	l ₄ (mm) 341	560		
4.31		Ground clearance, laden, below mast	m ₁ (mm) 75			
4.32		Ground clearance, centre of wheelbase	m ₂ (mm) 75	85		
4.34.1		Aisle width for pallets 1000mm x 1200mm crossways	Ast (mm) 2770			
4.34.2		Aisle width for pallets 800mm x 1200mm lengthwise	Ast (mm) 2850			
4.35		Turning radius	W _a (mm) 1555			
4.37		Length across wheel arms	l ₇ (mm) 1660	1795		
4.42		Step height (from ground to running board)	mm 550			
4.43		Step height (between intermediate steps between running board and floor)	mm 371			
PERFORMANCE		5.1	Travel speed, laden/unladen	km/h 11 / 11		
		5.1.1	Travel speed, laden/unladen, backwards	km/h 11 / 11		
	5.2	Lift speed, laden/unladen	m/s 0.45 / 0.70	0.40 / 0.70	0.35 / 0.70	
	5.3	Lowering speed, laden/unladen	m/s 0.55 / 0.45			
	5.4	Reaching speed, laden/unladen	m/s 0.15 / 0.15			
	5.7	Gradeability, laden/unladen	% 9.0 / 12.7	8.5 / 12.7	7.6 / 11.9	
	5.8	Max. gradeability laden/unladen	% 14.6 / 20.2	13.8 / 20.2	12.5 / 19.0	
	5.9	Acceleration time laden/unladen	s 5.5 / 4.9	5.6 / 4.9	5.7 / 4.8	
	5.10	Service brake	Electric			
	ELECTRIC	6.1	Drive motor S2 60 minute rating	kW 5.4		
6.2		Lift motor, S3 15% rating	kW 9.9			
6.3		Battery according to DIN 43531/35 /36 A,B,C, no	B		C	
6.4		Battery voltage/nominal capacity K5	(V)/(Ah) 48 / 560 ⁽⁷⁾			
6.5		Battery weight ⁽⁶⁾	kg 937		939	
6.6		Energy consumption according to VDI cycle	kWh/h @ no. of cycles 2.9	3.4	3.9	
8.1	Type of drive unit	AC-Controller				
10.7	Sound pressure level at the driver's seat	dB (A) 69.55				

(1) Forks retracted

(2) With load backrest 1000mm height, h₄ + 508mm; with load backrest 1500mm height, h₄ + 1008mm

(3) With beacon h₆ + 120mm. ; With OHG Grid Protector h₆ + 20mm ; With OHG Screen Protector h₆ + 30mm

(4) With load wheels lateral covers: 1289mm (MR14E)

(5) Side shift stroke is +/-75mm

(6) These values may vary of +/- 5%

(7) See "Batteries table"

BATTERY DIMENSIONS – MR10E

GENERAL	1.2	Model designation	MR10E													
			361					271					181			
WEIGHT	1.8	Load distance, centre of drive axle to fork	x (mm)		361		271		181		1300		1300		1300	
			y (mm)		361		271		181		1300		1300		1300	
WEIGHT	2.1	Service weight	kg	2389	2389	-	2602	2602	-	2845	2845	-	-	-	-	
	2.3	Axle loading, unladen front/rear ⁽¹⁾	kg	1522 / 867	1522 / 867	-	1571 / 1031	1571 / 1031	-	1622 / 1223	1622 / 1223	-	-	-	-	
	2.4	Axle loading fork advanced, laden front/rear	kg	577 / 2812	577 / 2812	-	693 / 2909	693 / 2909	-	810 / 3035	810 / 3035	-	-	-	-	
	2.5	Axle loading fork retracted, laden front/rear	kg	1327 / 2062	1327 / 2062	-	1306 / 2296	1306 / 2296	-	1288 / 2557	1288 / 2557	-	-	-	-	
	4.19	Overall length	l ₁ (mm)	2320	2320	2320	2410	2410	2410	2500	2500	2500	2500	2500	2500	
DIMENSIONS	4.2	Length to face of forks	l ₂ (mm)	1170	1170	1170	1260	1260	1260	1350	1350	1350	1350	1350		
	4.28	Reach distance	l ₄ (mm)	521	521	521	431	431	431	341	341	341	341	341		
	4.34.1	Aisle width for pallets 1000mm x 1200mm crossways ⁽²⁾	Ast (mm)	2632	2632	2632	2700	2700	2700	2770	2770	2770	2770	2770		
	4.34.2	Aisle width for pallets 800mm x 1200mm lengthwise ⁽²⁾	Ast (mm)	2685	2685	2685	2766	2766	2766	2850	2850	2850	2850	2850		
	4.35	Turning radius	Wa (mm)	1555	1555	1555	1555	1555	1555	1555	1555	1555	1555	1555		
	ELECTRIC	6.3	Battery according to DIN 43531 / 35 / 36 A,B,C, no		B	B	No	B	B	No	B	B	No	No	No	
6.4		Battery voltage/nominal capacity K5	(V) / (Ah)	48/280	48/310	48/360 ⁽³⁾	48/420	48/465	48/288 ⁽³⁾	48/560	48/620	48/360 ⁽³⁾	48/432 ⁽³⁾	48/432 ⁽³⁾		
6.5		Battery weight ⁽³⁾	kg	541	543	544	746	750	746	937	945	937	937	937		

(1) These values may vary of +/- 5%

(2) Forks retracted

(3) Li-Ion battery

All weights (2.1 to 2.5) are with lowest mast and standard forks

BATTERY DIMENSIONS – MR12E

GENERAL	1.2	Model designation	MR12E													
			361					271					181			
WEIGHT	1.8	Load distance, centre of drive axle to fork	x (mm)		361		271		181		1300		1300		1300	
			y (mm)		361		271		181		1300		1300		1300	
WEIGHT	2.1	Service weight	kg	2389	2389	-	2602	2602	-	2845	2845	-	-	-		
	2.3	Axle loading, unladen front/rear ⁽¹⁾	kg	1522 / 867	1522 / 867	-	1571 / 1031	1571 / 1031	-	1622 / 1223	1622 / 1223	-	-	-		
	2.4	Axle loading fork advanced, laden front/rear	kg	462 / 3127	462 / 3127	-	577 / 3225	577 / 3225	-	695 / 3350	695 / 3350	-	-	-		
	2.5	Axle loading fork retracted, laden front/rear	kg	1288 / 2301	1288 / 2301	-	1254 / 2548	1254 / 2548	-	1222 / 2823	1222 / 2823	-	-	-		
	4.19	Overall length	l ₁ (mm)	2320	2320	2320	2410	2410	2410	2500	2500	2500	2500	2500		
DIMENSIONS	4.2	Length to face of forks	l ₂ (mm)	1170	1170	1170	1260	1260	1260	1350	1350	1350	1350			
	4.28	Reach distance	l ₄ (mm)	521	521	521	431	431	431	341	341	341	341			
	4.34.1	Aisle width for pallets 1000mm x 1200mm crossways ⁽²⁾	Ast (mm)	2632	2632	2632	2700	2700	2700	2770	2770	2770	2770			
	4.34.2	Aisle width for pallets 800mm x 1200mm lengthwise ⁽²⁾	Ast (mm)	2685	2685	2685	2766	2766	2766	2850	2850	2850	2850			
	4.35	Turning radius	Wa (mm)	1555	1555	1555	1555	1555	1555	1555	1555	1555	1555			
	ELECTRIC	6.3	Battery according to DIN 43531 / 35 / 36 A,B,C, no		B	B	No	B	B	No	B	B	No	No		
6.4		Battery voltage/nominal capacity K5	(V) / (Ah)	48/280	48/310	48/360 ⁽³⁾	48/420	48/465	48/288 ⁽³⁾	48/560	48/620	48/360 ⁽³⁾	48/432 ⁽³⁾			
6.5		Battery weight ⁽³⁾	kg	541	543	544	746	750	746	937	945	937	937			

(1) These values may vary of +/- 5%

(2) Forks retracted

(3) Li-Ion battery

All weights (2.1 to 2.5) are with lowest mast and standard forks

BATTERY DIMENSIONS – MR14E

GENERAL	1.2	Model designation	MR14E											
			427					371						
WEIGHT	1.8	Load distance, centre of drive axle to fork	x (mm)		427		371		1400		1400		1400	
			y (mm)		427		371		1400		1400		1400	
WEIGHT	2.1	Service weight	kg	2716	2716	-	2948	2948	-	3180	3180	-	-	
	2.3	Axle loading, unladen front/rear ⁽¹⁾	kg	1758 / 958	1758 / 958	-	1851 / 1097	1851 / 1097	-	1944 / 1190	1944 / 1190	-	-	
	2.4	Axle loading fork advanced, laden front/rear	kg	562 / 3554	562 / 3554	-	694 / 3654	694 / 3654	-	826 / 3754	826 / 3754	-	-	
	2.5	Axle loading fork retracted, laden front/rear	kg	1568 / 2548	1568 / 2548	-	1605 / 2743	1605 / 2743	-	1605 / 2743	1605 / 2743	-	-	
	4.19	Overall length	l ₁ (mm)	2351	2351	2351	2411	2411	2411	2411	2411	2411	2411	
DIMENSIONS	4.2	Length to face of forks	l ₂ (mm)	1205	1205	1205	1261	1261	1261	1261	1261	1261		
	4.28	Reach distance	l ₄ (mm)	617	617	617	560	560	560	560	560			
	4.34.1	Aisle width for pallets 1000mm x 1200mm crossways ⁽²⁾	Ast (mm)	2702	2702	2702	2741	2741	2741	2741	2741			
	4.34.2	Aisle width for pallets 800mm x 1200mm lengthwise ⁽²⁾	Ast (mm)	2743	2743	2743	2792	2792	2792	2792	2792			
	4.35	Turning radius	Wa (mm)	1672	1672	1672	1672	1672	1672	1672	1672			
	ELECTRIC	6.3	Battery according to DIN 43531 / 35 / 36 A,B,C, no		C	C	No	C	C	No	C	C	No	No
6.4		Battery voltage/nominal capacity K5	(V) / (Ah)	48/420	48/465	48/288 ⁽³⁾	48/560	48/620	48/432 ⁽³⁾	48/540 ⁽³⁾	48/540 ⁽³⁾	48/540 ⁽³⁾		
6.5		Battery weight ⁽³⁾	kg	750	750	750	939	950	939	939	939	936		

(1) These values may vary of +/- 5%

(2) Forks retracted

(3) Li-Ion battery

All weights (2.1 to 2.5) are with lowest mast and standard forks

MAST DIMENSIONS – MR10E, MR12E, MR14E

Tilt α / β (°)	Lift h ₃ (mm)	Free lift h ₂ (mm)	Height, mast lowered h ₁ (mm)	Height, mast extended h ₄ ⁽¹⁾ (mm)	Weight ⁽²⁾⁽³⁾ (kg)
3-Stage Full Free-Lift (FFL) Mast					
1°/3°	5000	1706	2191	5560	629
1°/3°	5250	1792	2277	5810	645
1°/3°	5500	1878	2363	6060	662
1°/3°	5750	1964	2449	6310	717
1°/3°	6000	2050	2535	6560	736
1°/3°	6250	2136	2621	6810	754
0.5°/1°	6500	2222	2707	7060	772
0.5°/1°	6750	2308	2793	7310	797
0.5°/1°	7000	2394	2879	7560	815
0.5°/1°	7250	2480	2965	7810	834
0.5°/1°	7500	2566	3051	8060	852

(1) With load backrest 1000mm height, h₄ + 508mm; with load backrest 1500mm height, h₄ + 1008mm

(2) All weights are: mast structures (weldment, cylinders, chain, pulley) + carriage + oil. EXCLUDED: forks, accessories

(3) With load backrest 700 mm width, 1000 mm height, weight + 18 kg; with load backrest 700mm width, 1500 mm height, weight + 26 kg

All values are nominal values and they are subject to tolerances.



FEATURES LIST – MRE SERIES

CONSTRUCTION	STD	OPT
Standard construction	●	
b ₁ = 1125mm, b ₂ = 1125mm, b ₄ = 900mm frame	● ⁽¹⁾	
b ₁ = 1265mm, b ₂ = 1265mm, b ₄ = 900mm frame	● ⁽²⁾	
Key switch start	●	
Operator password start		●
PERFORMANCE	STD	OPT
2175mm Overhead Guard	●	
2175mm Drive In Racking Overhead Guard (Narrows at 1450mm)		●
2175mm Drive In Racking Overhead Guard (Narrows at 1700mm)		●
Polycarbonate (lexan) protection on overhead guard		●
Metal grid protection on overhead guard	●	
Standard display	●	
TouchPoint™ mini levers mounted on adjustable length armrest	●	
4 function hydraulics	●	
Joystick mounted on adjustable length armrest		●
Simultaneous hydraulic operation for lift and reach	●	
Rocker switch directional control	●	
Full suspension seat	●	
Cloth seat cover	●	
SKAI seat cover		●
Low backrest seat	●	
Seat head rest		●
Seat heating		●
Antistatic seat (cloth version only)		●
180° steering		●
360° steering	●	
Driver select steering mode 180 / 360° (push button)		●
VISIBILITY	STD	OPT
Panoramic mirror		●
Amber strobe light		●
One front LED work light		●
2 rear LED work lights		●
DRIVE	STD	OPT
Travel speed 11 km/h	●	
343 x 140mm NDIlthane Drive Wheel	●	
343 x 140mm Polyurethane Conductive Drive Wheel		●
343 x 140mm Wet Grip Drive Wheel		●
220 x 85 mm NDIlthane load wheels	● ⁽¹⁾	
220 x 85 mm conductive load wheels		● ⁽¹⁾
220 x 85 mm wet grip load wheels		● ⁽¹⁾
285 x 100 mm NDIlthane load wheels	● ⁽²⁾	
285 x 100 mm conductive load wheels		● ⁽²⁾
285 x 100 mm wet grip load wheels		● ⁽²⁾

LIFT	STD	OPT
3 stage mast	●	
700 mm FEM 2A carriage	●	
Various sizes forks		●
Without load backrest	●	
1000 mm high load backrest		●
HANDLING	STD	OPT
Universal support bar		●
Beverage holder and document tray		●
A4 clipboard		●
Stretch film roll holder		●
Side load wheel protection		● ⁽²⁾
24V DC/DC Converter		●
24-12V DC Converter		●
Audible forward alarm (forks trailing)		●
Audible reverse alarm (forks leading)		●
Audible forward and reverse alarm		●
Hyster Tracker wireless asset management - Access		●
Hyster Tracker wireless asset management - Monitoring		●
Hyster Tracker wireless asset management - Verification		●
BATTERIES	STD	OPT
1035 x 263 x 784 mm battery compartment (for 280/310 Ah DIN B Battery)	● ⁽¹⁾	
1035 x 353 x 784mm battery compartment (for 420/465 Ah DIN B Battery)		● ⁽¹⁾
1035 x 443 x 784mm battery compartment (for 560/620 Ah DIN B Battery)		● ⁽¹⁾
1223 x 283 x 784mm battery compartment (for 420/465 Ah DIN C Battery)	● ⁽²⁾	
1223 x 355 x 784mm battery compartment (for 560/620 Ah DIN C Battery)		● ⁽²⁾
Vertical battery extraction	●	
Side battery extraction		●
Twin battery change station		●
Extension cable		●
APPEARANCE	STD	OPT
Yale gold paint base truck	●	
Special paint base truck		●
SUPPLEMENTAL	STD	OPT
Literature package	●	
CE certification	●	

(1) MR10E and MR12E

(2) MR14E only

All values are nominal values and they are subject to tolerances.



About Yale®

Yale Lift Truck Technologies leverages over a century of material handling experience and substantial investment in innovation to bring the most advanced technology-driven lift truck solutions to market. The company offers a full line of award-winning lift trucks, including reach trucks, order pickers, turret trucks, pallet jacks and trucks, pallet stackers, tow tractors and counterbalanced forklifts, as well as powerful operator assist solutions, proven robotics and a wide range of power sources to help customers adapt to today's demanding supply chain. Yale and its independent dealer network support these solutions with comprehensive after-sales service, parts, financing and training.

Yale Lift Truck Technologies is a trading name of Hyster-Yale Asia-Pacific Pty Ltd., a wholly owned subsidiary of Hyster-Yale Materials Handling, Inc. (NYSE:HY) which is headquartered in Cleveland, Ohio and operates globally.

MATERIALS HANDLING FOR:

Third-party logistics (3PL)

Auto parts distribution

Beverage

Cold & frozen foods

Food distribution

Food processing

Furniture & furnishings

Government

Health & pharma


Home centers

Retail & e-commerce

Yale Lift Truck Technologies | Pacific
1/23 Rowood Road
Prospect NSW 2148

Yale Lift Truck Technologies | Asia
16 Tuas Avenue 20
Singapore 638827

yale.com

© 2023 Hyster-Yale Group, Inc., all rights reserved. YALE and  are trademarks of Hyster-Yale Group, Inc. Trucks may be shown with optional equipment and/or features not available in all regions. Specifications and details in this brochure are subject to change without prior notification.